

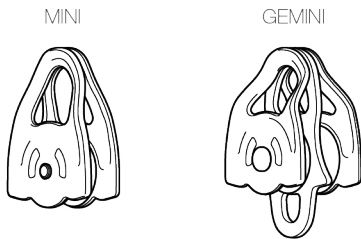
MINI

GEMINI

0082 TP TC 019/2011
 EN 12278: 2007

7 ≤ Ø ≤ 11 mm **individually tested**

Pulley
Poulie



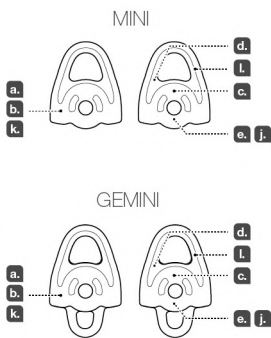
NFPA CERTIFICATION FOR MINI P59A AND GEMINI P66A
 MEETS THE PULLEY REQUIREMENTS OF NFPA 1983, STANDARD ON LIFE SAFETY ROPE AND EQUIPMENT FOR EMERGENCY SERVICES, 2017 EDITION.
 EMERGENCY SERVICES PULLEY IN ACCORDANCE WITH NFPA 1983-2017



After removing the notice from the equipment, make a copy of it and keep the original as part of a permanent record that includes the usage and inspection history for the equipment. Keep the copy of the notice with the equipment and refer to it before and after each use. Additional information regarding auxiliary equipment can be found in NFPA 1500, Standard on Fire Department Occupational Safety and Health Program, and NFPA 1983, Standard on Fire Service Life Safety Rope and System Components.

Traceability and markings

Traçabilité et marquage



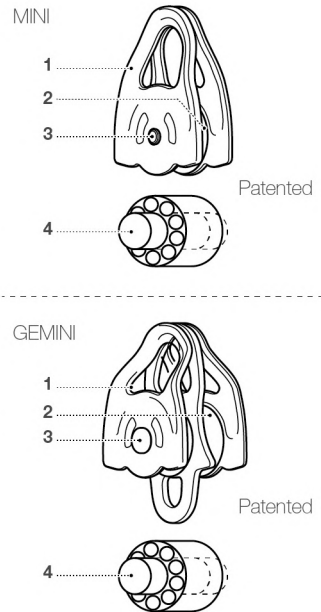
0082
a. Body controlling the manufacture of this PPE
b. Notified body that carried out the EU type inspection
APAVE SUDEUROPE SAS 8 rue Jean-Jacques Vernazza Z.A.C. Saumoty-Séon - CS 60193 13322 Marseille CEDEX 16 N°0082
c. Traceability: datamatrix
d. Diameter
e. Serial number
YY M 0000000 000
f. Year of manufacture
g. Month of manufacture
h. Batch number
i. Individual identifier
j. Standards
k. Carefully read the instructions for use
l. Manufacturer address

1. Field of application (text part)

Champ d'application (partie texte)

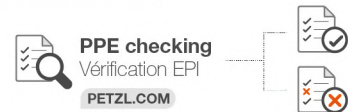
2. Nomenclature

Nomenclature



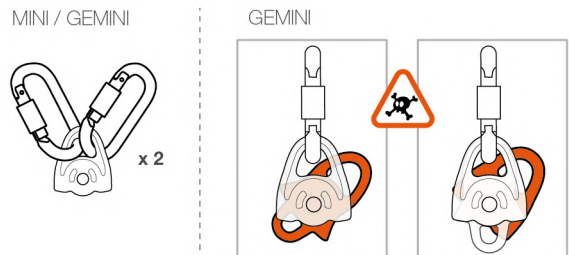
3. Inspection, points to verify

Contrôle, points à vérifier



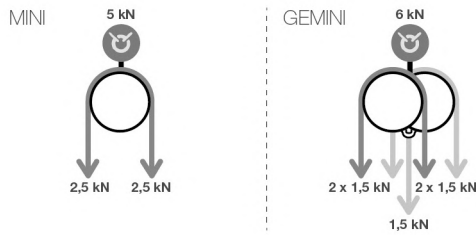
4. Compatibility

Compatibilité

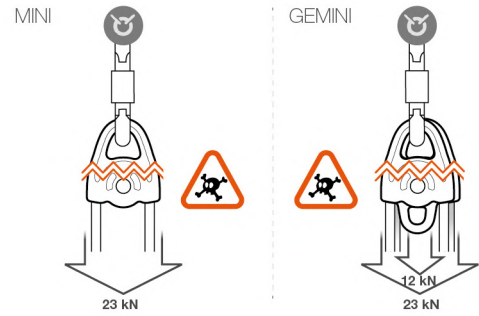


5. Strength
Résistance

5A. Working load limit / Valeur d'utilisation maxi

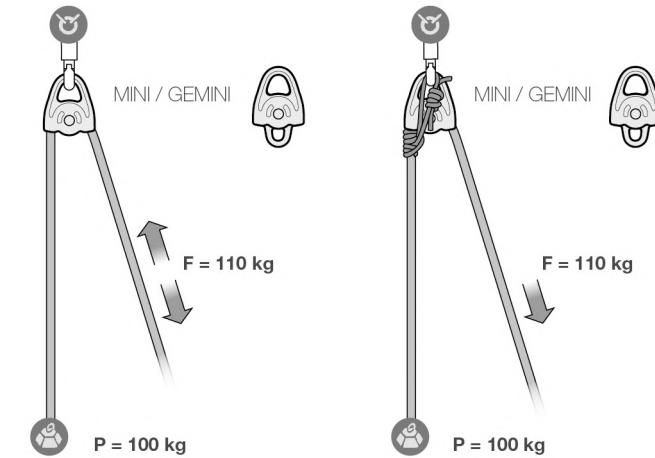


5B. Breaking load / Charge de rupture



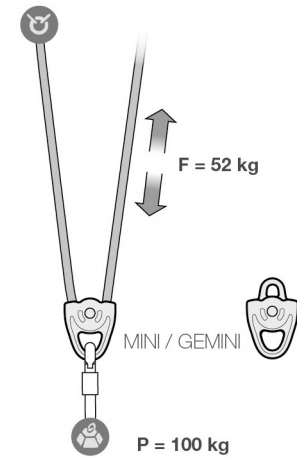
6. Efficiency
Rendement

6A. Simple pulley system



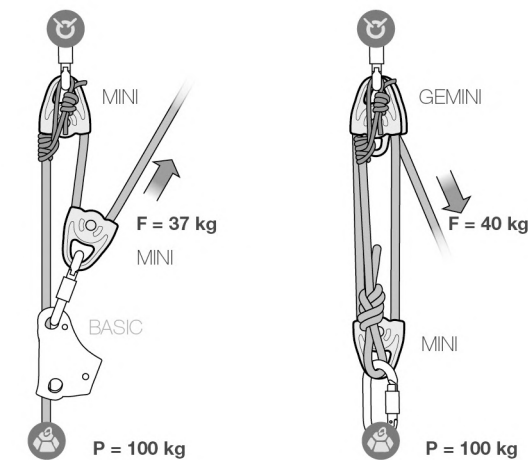
Theoretical force	$F = P$
	$F = 1,1 P$
	$F = 2 P$

6B. 2:1 hauling system



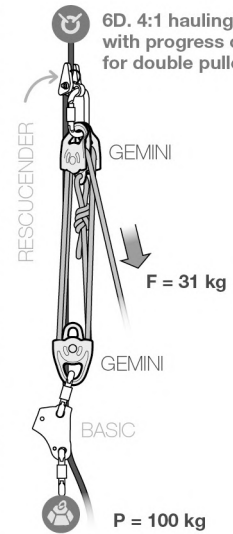
Theoretical force	$F = 0,5 P$
	$F = 0,52 P$
	$F = 0,66 P$

6C. 3:1 hauling system



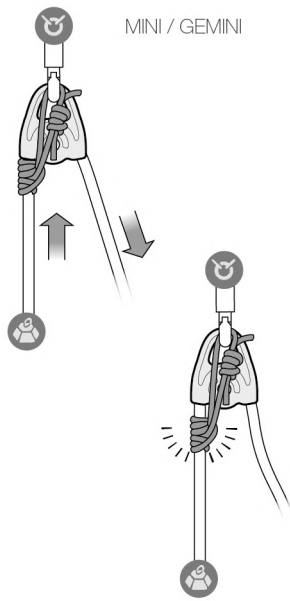
Theoretical force	$F = 0,33 P$	
	$F = 0,37 P$	$F = 0,40 P$
	$F = 0,57 P$	$F = 0,875 P$

6D. 4:1 hauling system with progress capture for double pulleys



Theoretical force	$F = 0,25 P$
	$F = 0,315 P$
	$F = 0,937 P$

7. Progress capture systems
Systèmes anti-retour



8. Positioning and redirection
Positionnement et renvoi

